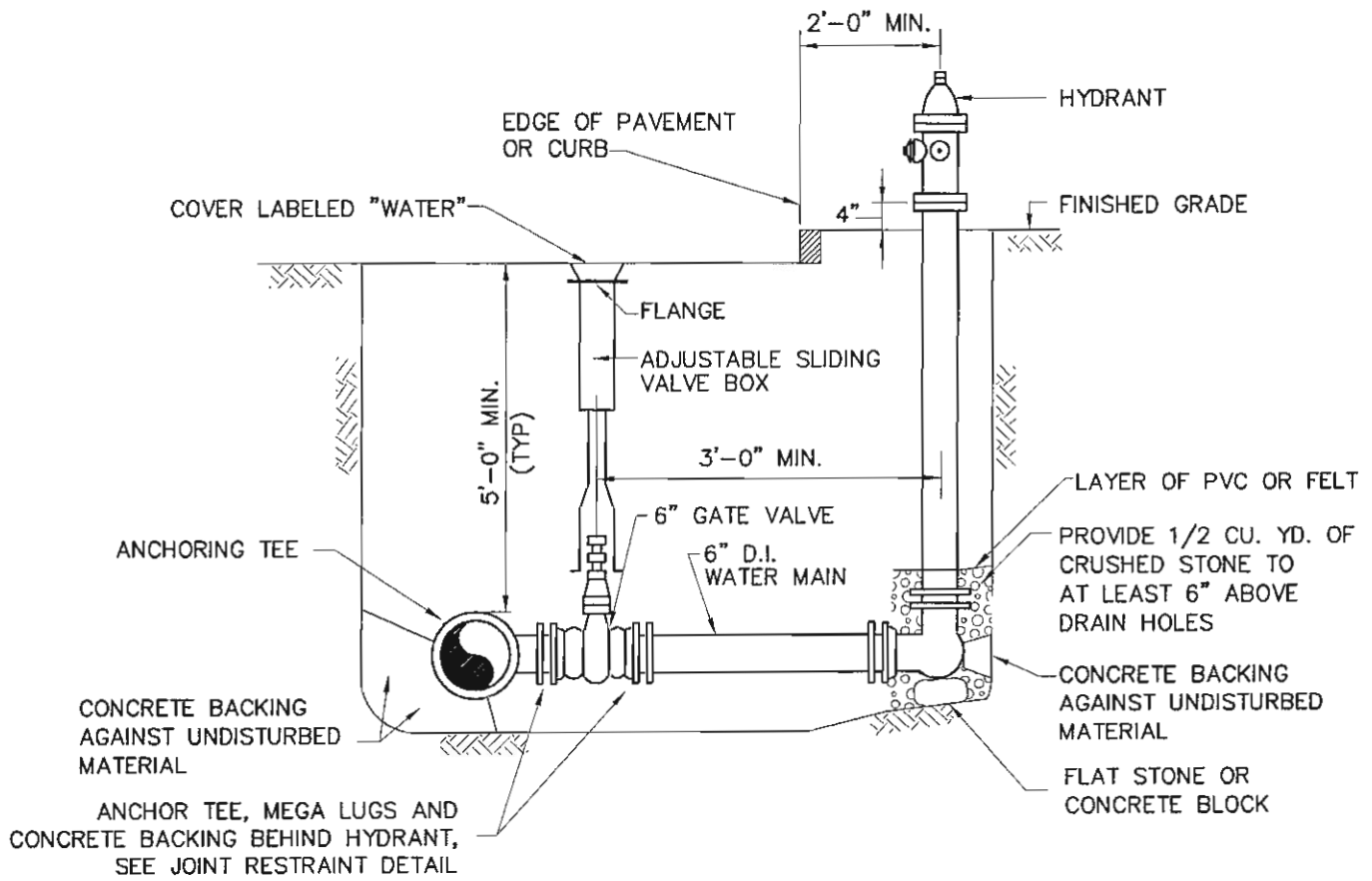


WATER MAIN TRENCH DETAIL

Standard Details

Town of Orange Water Department

N.T.S.

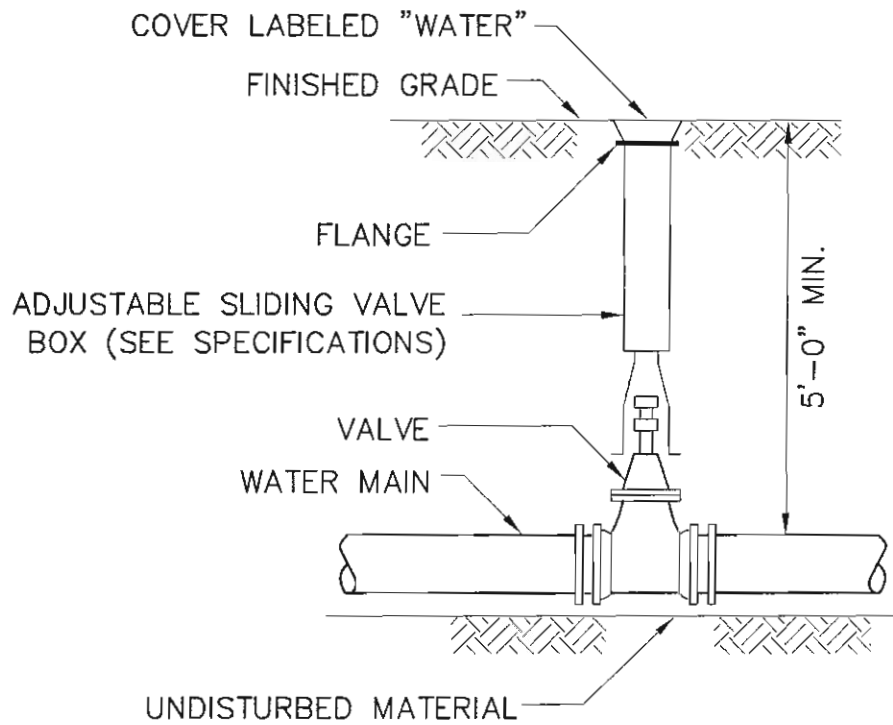


HYDRANT ASSEMBLY DETAIL

Standard Details

Town of Orange Water Department

N.T.S.

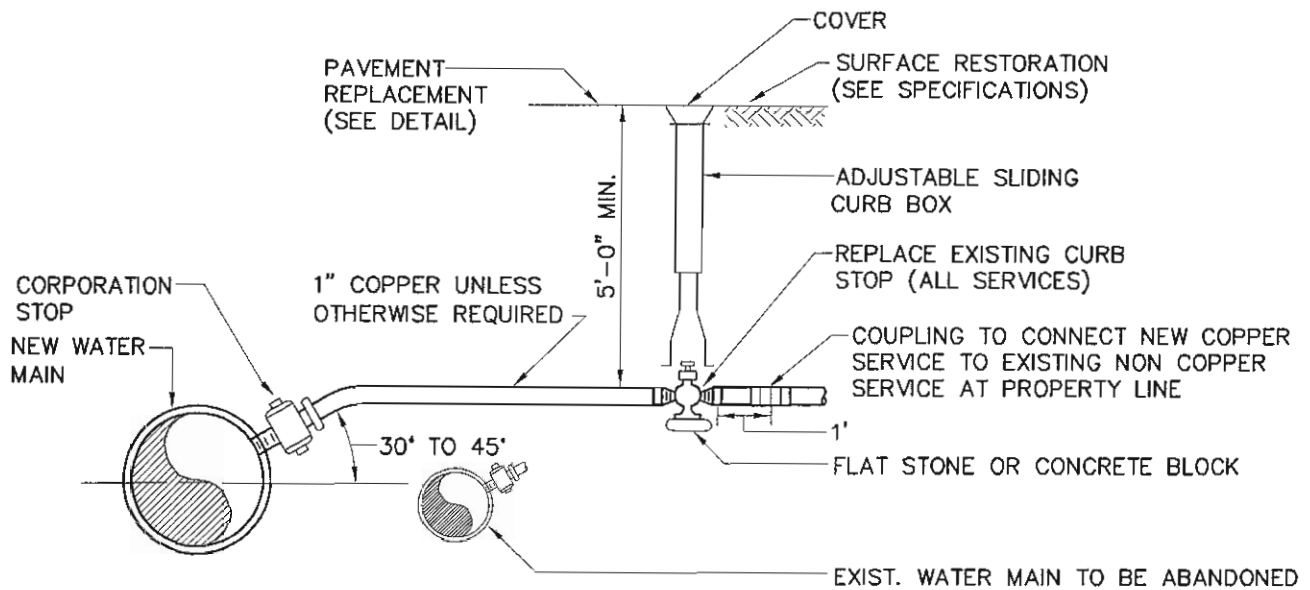


VALVE AND BOX DETAIL

Standard Details

Town of Orange Water Department

N.T.S.



NOTE:

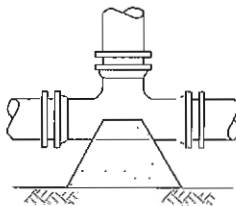
1. PROVIDE SADDLE FOR ALL AC AND PVC MAINS AND ALL 2" STOPS
2. CURB STOPS TO BE PLACED AT BACK OF SIDEWALK WHERE PRESENT

WATER SERVICE TRANSFER DETAIL

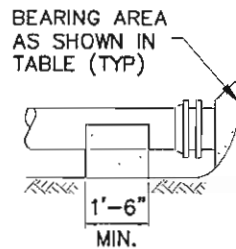
Standard Details

Town of Orange Water Department

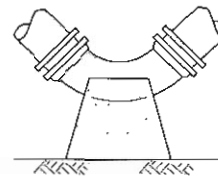
N.T.S.



TEE DETAIL
(PLAN VIEW)



**CAP DETAIL
(PLUG SIMILAR)**
(SECTION VIEW)



BEND DETAIL
(PLAN VIEW)

TABLE OF CONCRETE THRUST RESTRAINT MINIMUM BEARING AREAS IN SQUARE FEET AGAINST UNDISTURBED MATERIAL FOR WATER MAIN FITTINGS				
SIZE OF MAIN	90° BENDS, TEES, CAPS AND PLUGS	45° BENDS AND WYES	22-1/2° BENDS	11-1/4° BENDS
6", 8"	5	4	2	2
10", 12"	12	9	5	2
16"	20	15	8	4
20"	36	24	13	7

- NOTES:**
1. ALL WATER MAIN FITTINGS SHALL HAVE CONCRETE BACKING FOR THRUST RESTRAINT UNLESS OTHERWISE SPECIFIED.
 2. CONTRACTOR SHALL USE CARE TO AVOID PLACEMENT OF CONCRETE ON THE FITTING JOINTS

CONCRETE THRUST RESTRAINT FOR FITTINGS

Standard Details

Town of Orange Water Department

N.T.S.